



**2** Downloading the Digital Coach Licence

**5** Example Coach Licence

**6** Downloading the Digital Membership Card

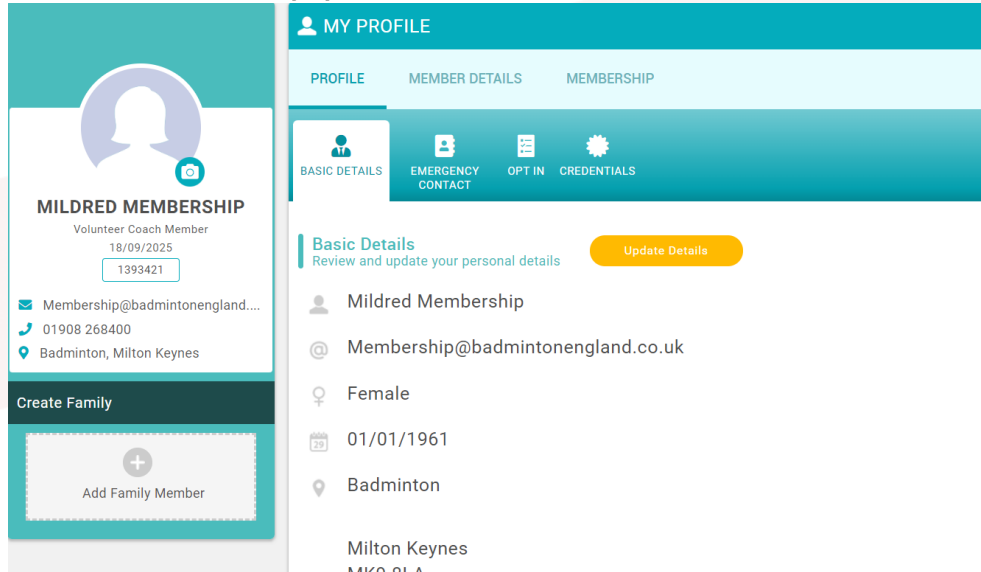
**8** Adding Loyalty Card

**9** Example Membership Card

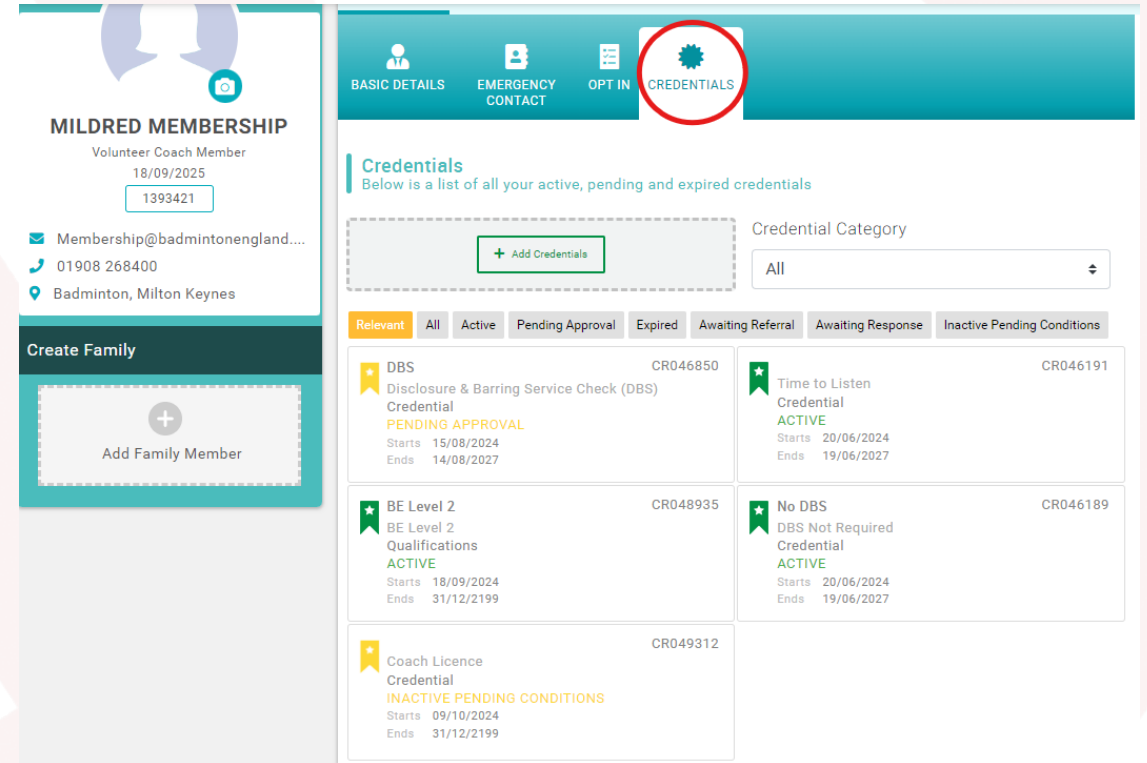


# Downloading the Digital Coach Licence

1. Log into your JustGo membership profile [here](#) with your username & password. Once logged in, the page will open onto your membership profile like below-



2. Click on 'Credentials' and this will show your current Coaching Credentials on your membership profile.



# Downloading the Digital Coach Licence Continued

- Click on the Coaching Licence and then select 'Overview' like below and then 'Add Pass'.

The dashboard shows a sidebar with navigation links: MENU, MY PROFILE, MEMBERSHIP, EVENTS & COURSES, and SHOP. The main content area has a 'Create Family' section with an 'Add Family Member' button. Below this is a list of credentials:

- DBS** (CR046850): Disclosure & Barring Service Check (DBS) Credential, PENDING APPROVAL, Starts 15/08/2024, Ends 14/08/2027.
- BE Level 2** (CR048935): BE Level 2 Qualifications, ACTIVE, Starts 18/09/2024, Ends 31/12/2199.
- Coach Licence** (CR049312): Credential, INACTIVE PENDING CONDITIONS, Starts 09/10/2024, Ends 31/12/2199.

The 'Coach Licence' overview page shows the following details:

- Coach Licence** (CR049312) - Inactive Pending Conditions
- OVERVIEW** (selected) | REQUIREMENTS
- Start date: 09/10/2024
- Add Pass** button
- ☒ I understand I must have safeguarding, DBS and membership active to be identified as an active coach as signified on my coach licence \*

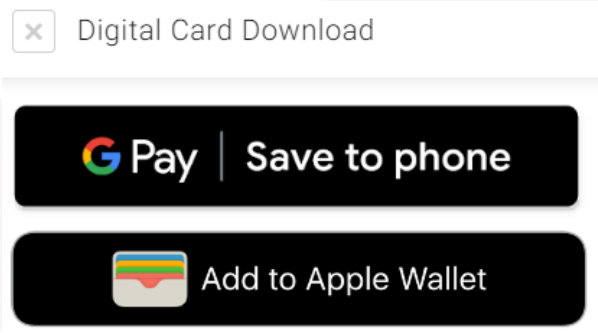
The 'Coach Licence' requirements page shows the following details:

- Coach Licence** (CR049312) - Inactive Pending Conditions
- OVERVIEW** | **REQUIREMENTS** (selected)
- The current status is **Inactive Pending Conditions**. This is because of the following requirements:
- Credential **Has Active** Safeguarding and Protecting Children (✗)
- AND**
- Credential **Has Active** Disclosure & Barring Service Check (DBS) (✗)

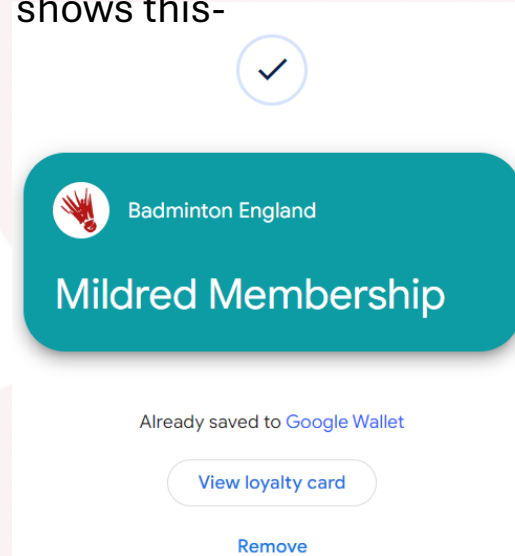
**Information-**  
This will show if you are missing a necessary credential from your coach membership. For example, Mildred is missing the Safeguarding and DBS credential. This can be shown in the 'Requirements' section.

# Downloading the Digital Coach Licence Continued

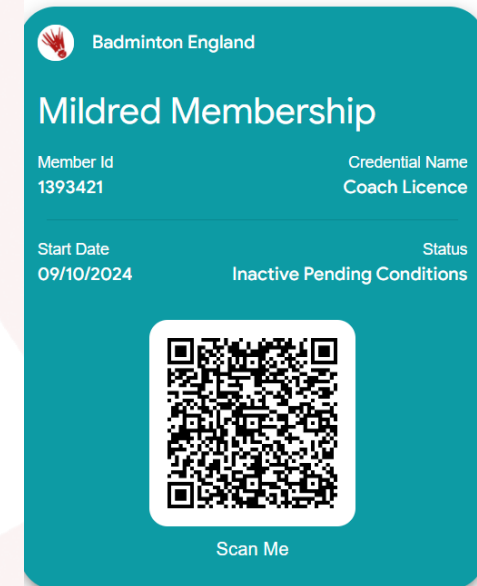
4. You can select where you want to download the Coach Licence to your suitable device.



5. Selecting the Google option shows this-



6. Select 'View loyalty card' to immediately see the Coaching Pass, like below-




## Information-

If you prefer a physical copy, you can download the coach licence via your computer. Select the Google option to download and print the QR code.

For any Coach related queries, please contact the [Coaching team](#).

# Example Coach Licence

The status should show as Active. You can scan the QR code to bring up relevant details on the required credentials

 Badminton England


**System1 Admin1**

Member Id  
ME000001

Credential Name  
Coach Licence

Start Date  
21/08/2024

Status  
Inactive Pending Conditions



Scan Me

**Credential Information**

Member Name:

System1 Admin1

Member ID:

ME000001

Credential Name:

Coach Licence

Start Date:

21/08/2024

Status:

Inactive Pending Conditions

**Credential Pre-Requisites**

Credential **Has Active** Safeguarding and Protecting Children

AND

Credential **Has Active** Disclosure & Barring Service Check (DBS)

AND

Membership **Has Active** Paid Coach Compete Member

OR

Membership **Has Active** Paid Coach Member

OR

Membership **Has Active** Volunteer Coach Compete Member

OR

Membership **Has Active** Volunteer Coach Member

Green ticks show the credentials are active. Coaches require Safeguarding, DBS and one of the BE coach membership options in order to hold a valid Coach Licence

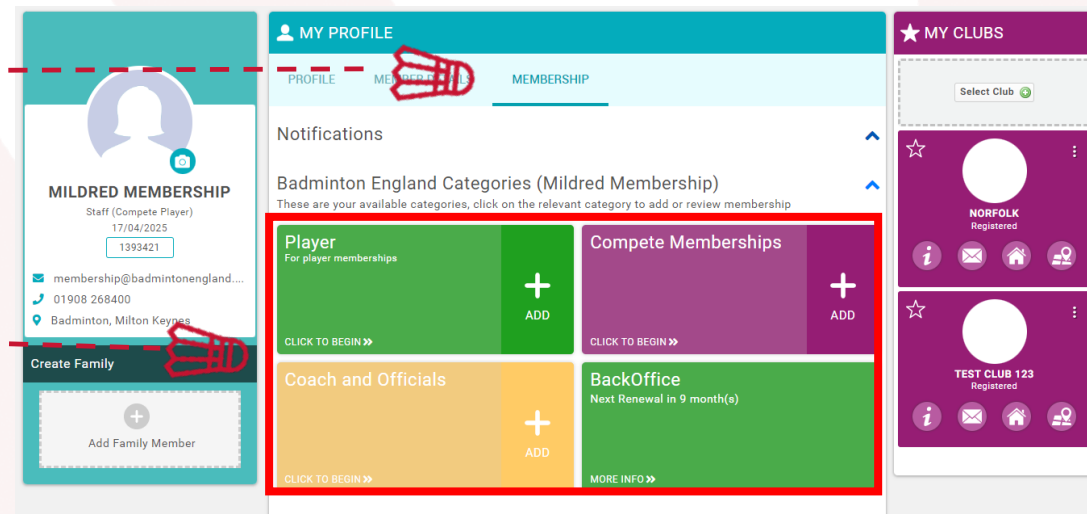
5

# Digital Membership Card

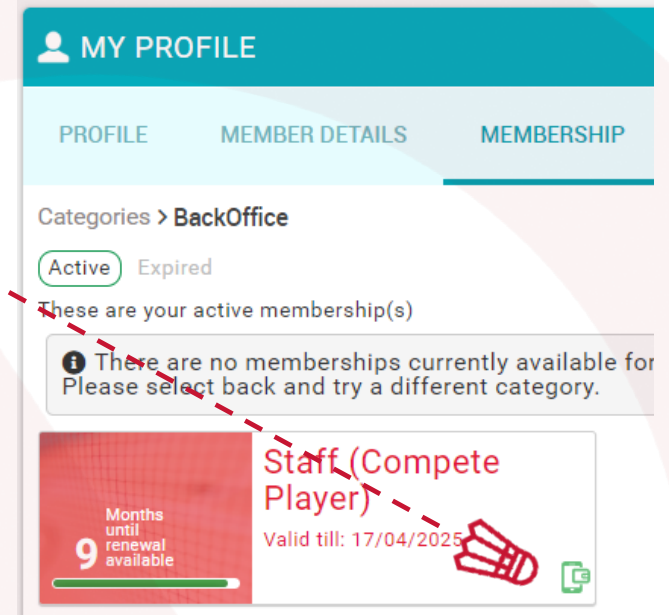
You can download your digital membership card or Coach Licence to your smartphones Apple or Google wallet. If you don't have a smartphone you can also download the card and print it out. Follow the instructions below to access your digital membership card.

On your smartphones web browser (or computer if you're printing it out) log in your membership account by [clicking here](#) and visit the Membership section.

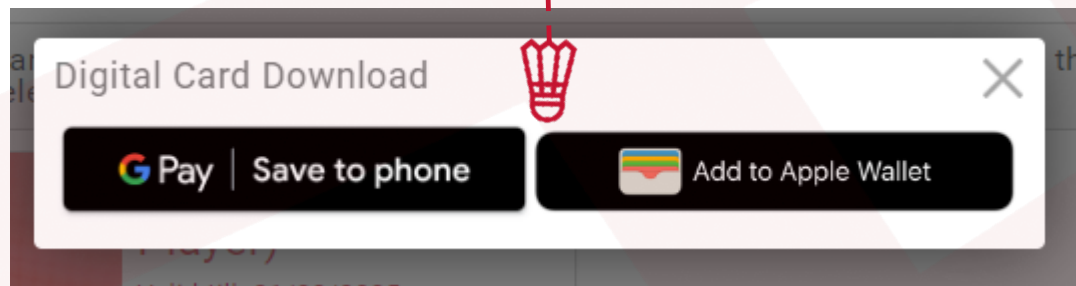
Select the membership category that matches the membership you currently hold.



Click on the green icon in the bottom right of your active membership tile.



Select your phone type from the pop up.  
If you're downloading to print, select GPay.



## Add loyalty card



Badminton England

Mildred Membership

After adding your loyalty card to Wallet, you'll see your points balance and loyalty benefits in places like Maps, Shopping and more. You can turn this off in [Google Wallet passes data](#) or in the Google Wallet app for an individual pass.

Pass providers can automatically add related passes, promotions, offers and more to your existing passes, which can be controlled on your device in Wallet settings.

[Terms](#) and [Privacy Policy](#)

Add



Click "Add".

You can then select "View Loyalty Card" to view in your phones wallet or if you're viewing on a computer the card will show on your screen to download and print out.



Badminton England

Mildred Membership

Added to Wallet

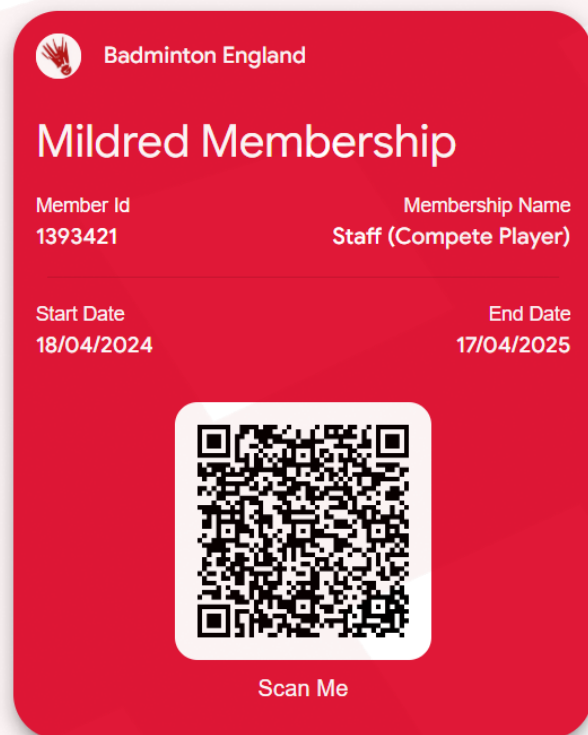
Access your pass in the [Google Wallet app](#)


[View loyalty card](#)



[Remove](#)

# Example Membership Card



Member name	Mildred Membership
	
Member Id	1393421
Membership Name	Staff (Compete Player)
Start Date	18/04/2024
End Date	17/04/2025
Gender	Female
DOB	01/01/1961